



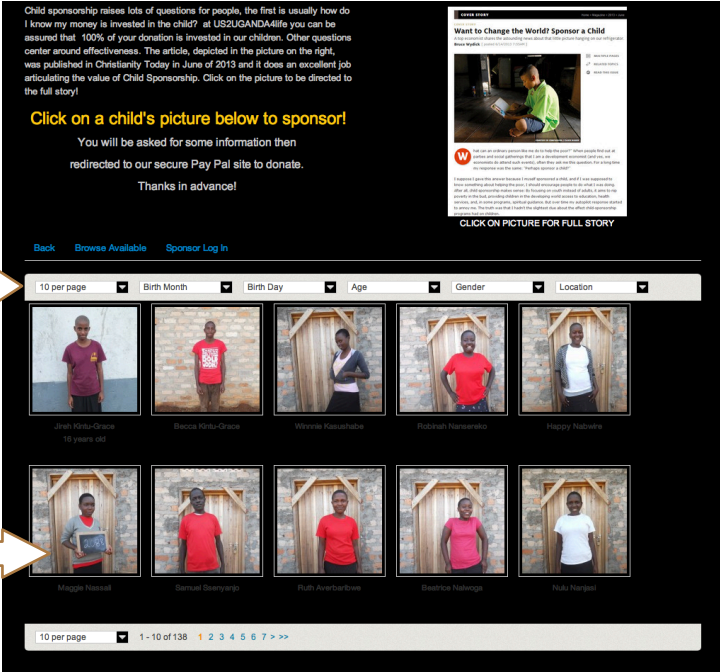
We are hoping that the sponsorship process is intuitive but just in case you encounter a problem we hope this cheat sheet is helpful. If all else fails please e-mail or call us, the information is listed at the end of the sheet!

STEP ONE

THE SELECTION PAGE

You can use this line to search by gender or simply see all of the available children!

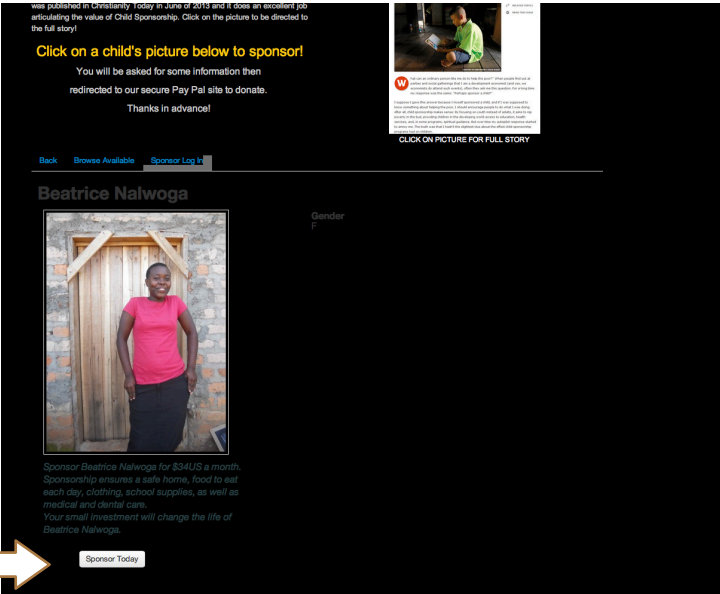
Click on the image of the child and you will be taken to anew page with a larger picture



STEP TWO

INDIVIDUAL CHILD PAGE

Click here and you will be taken child sponsorship sign in page. This is where your child will communicate with you and vica versa



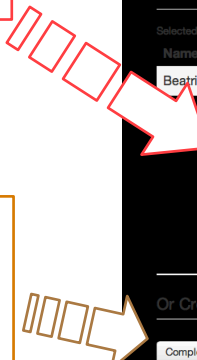


STEP THREE

This is where you need to be careful, the first section is for sponsors wanting to sponsor a second child



New sponsors need to click here!



The screenshot shows the website's navigation menu with 'CHILD SPONSORSHIP' selected. The main content area features an article titled 'Want to Change the World? Sponsor a Child' with a photo of a child. Below the article, there is a section for 'Selected Sponsorships' with a table:

Name	Contribution
Beatrice Nalwoga	\$ 34


Below the table is a 'Sponsor Log-In' form with fields for 'Email Address' and 'Password', and a 'Submit' button. At the bottom, there is a 'Complete Sponsorship' button.

STEP FOUR

Now complete the form, add all of your info and choose a password to allow you to access the site and communicate with your sponsored Child.



Now click the submit button. You have successfully selected your child. *This will take you to the PayPal site to set up the monthly deduction*



The screenshot shows a registration form titled 'Fill out the form to set up your sponsor account'. The form includes the following fields:

- Prefix: Mr (dropdown menu)
- First Name: [Text Field] Required
- Last Name: [Text Field] Required
- Email: [Text Field] Required
- Password: [Text Field] at least 7 characters Required
- Re-Enter Password: [Text Field] passwords must match Required
- Additional Donation: [Text Field] Numbers only - no symbols

At the bottom of the form is a 'Submit' button.



STEP FIVE

This is the screen that apperas once you hit the submit button. You may have to scroll up to see the subscribe button but when you see it **CLICK IT!**

The screenshot shows the website's navigation menu with 'CHILD SPONSORSHIP' selected. The main content area features an article titled 'Want to Change the World? Sponsor a Child' with a photo of a child reading. A red arrow points from the text box to a 'Subscribe' button at the bottom of the page.

STEP SIX

You have now transitioned to the PayPal site, totally secure but be careful to click the correct button. If you have a PayPal account you can log in here and proceed with the monthly donation. If you want to use a a Debit or Credit card click here!

The screenshot shows the PayPal checkout interface. It includes a table with the following data:

Description	Terms	Amount
Beatrice Nalwoga	\$34.00 USD for each month	\$34.00 USD

Below the table, there are fields for 'Email' (info@us2uganda4life.org) and 'Password', along with a 'Log In' button. A red arrow points to the 'Log In' button.



LAST STEP

You are almost there,
but you do need to
enter your information
again. Once complete
you have one more
click to complete!
CONGRATULATIONS



Billing Information

PayPal Secure Payments

* Required

Description	Terms	Amount
Beatrice Nalwoga	\$34.00 USD for each month	\$34.00 USD

Choose a Payment Method

You need a PayPal account for this purchase.

- PayPal** I already have a PayPal account.
- I need to create a PayPal account (where available). [Learn more](#)

Country

*Country:

Credit or Debit Card Information

*First Name:
(as it appears on card)

*Last Name:
(as it appears on card)

*Card Type:

*Card Number:

*Expiration Date:

*Card Security Code: [What's this?](#)

Billing Address

*Address line 1:

Address line 2:

*City:

*State:

*ZIP code:

*Is this your shipping address? Yes, it is the same as my shipping address
 No
 No shipping is required

Contact Information

This information will only be used to contact you regarding your payment, if needed.

*Email Address:

*Home Telephone:

[Privacy](#)

Security Check

Type characters as shown in the box. [Help](#)

*Enter the characters:
(not case sensitive)



If you have a Pay Pal account and you have used either your e-mail address or your credit card # to set it up you will receive an error message. The good news is that if you cant remember your login at PayPal you can return to thsi page and it keeps your info. You can use an alternate Credit Card or E-Mail address.

If you have any further issues plese feel free to e-mail me at cormac@omodhrain.com or call me at 949-677-2316. Thanks